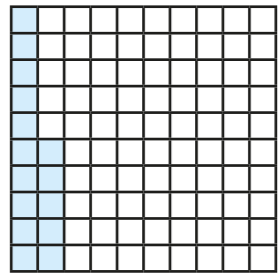
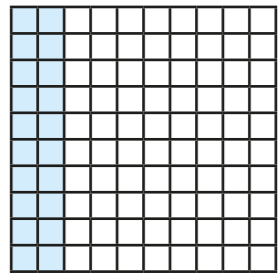


Represent tenths and hundredths as diagrams

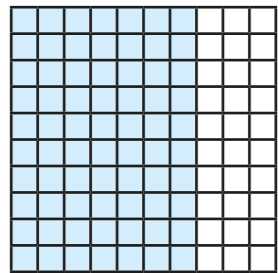
1 Match the representation to the fraction.



2 tenths




70 hundredths




15 hundredths

2 Represent the fractions on the hundred squares.

a) 3 tenths




b) 30 hundredths

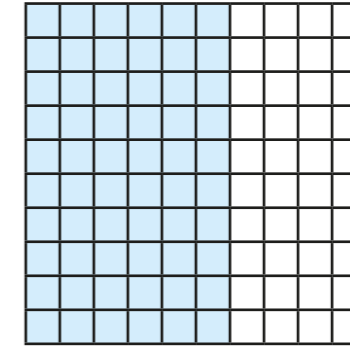


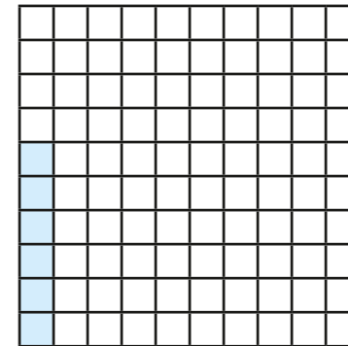
What do you notice? Discuss with a partner.




3 Huan uses a hundred square to represent 60 hundredths.
Tick the diagrams that represent this.


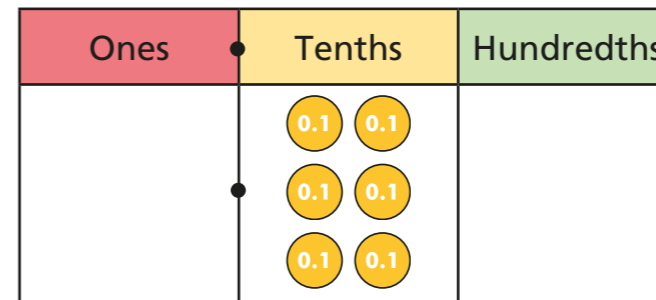








4 Shade the grids so that each representation shows the same number.






f „

...



—


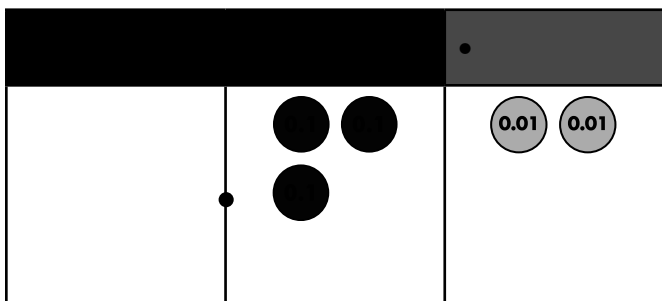
...



—

f „ „ † „

† „



• $\frac{\cdot}{\text{—}}$

‡ †

$\frac{\wedge}{\text{—}}$

‰ •

$\frac{\cdot}{\text{—}}$

†

